

WNPSG Developers Day

1 RESPONSES

199 forms returned, numbers shown in raw data file.

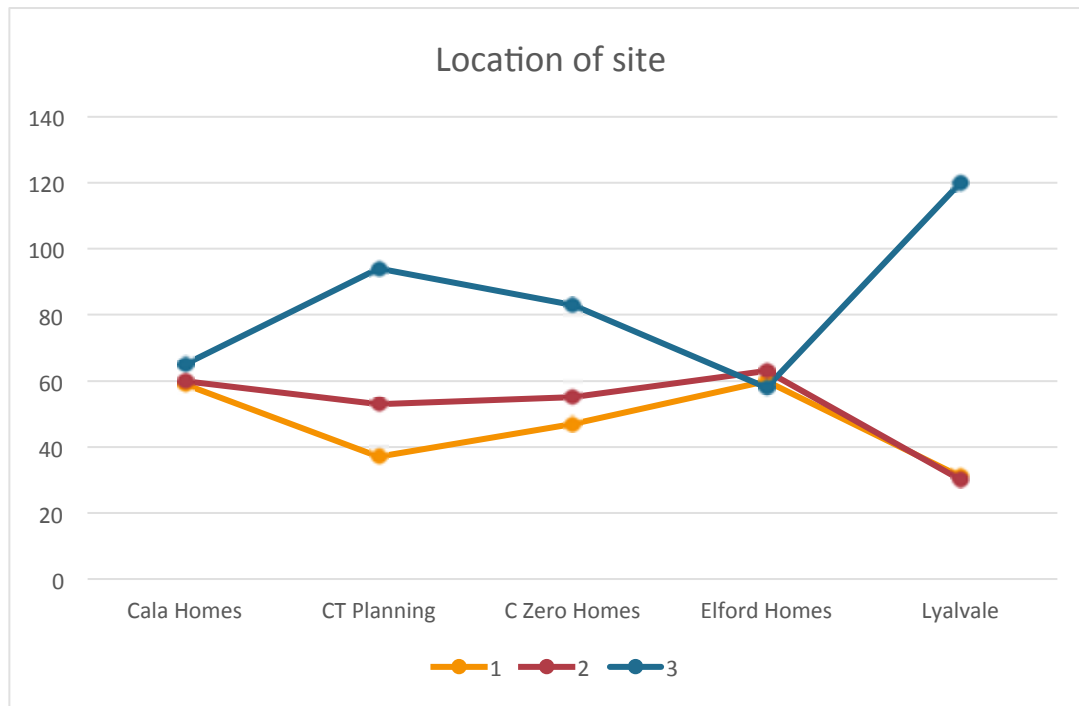
2 LOCATION OF SITE

Two locations rank highest in favour; Cala Homes and Elford Homes.

The least favoured site is Lyalvale which has been ranked as not acceptable.

Location of site

	Cala Homes	CT Planning	C Zero Homes	Elford Homes	Lyalvale
1	59	37	47	60	31
2	60	53	55	63	30
3	65	94	83	58	120
Base	184	184	185	181	181



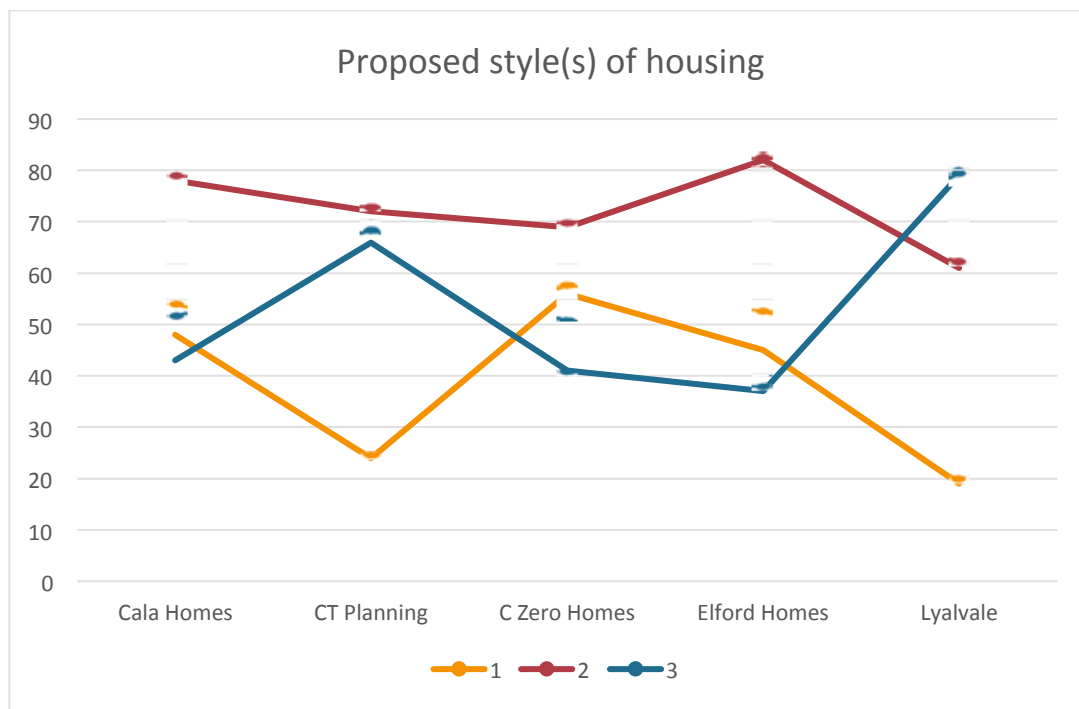
3 PROPOSED STYLE(S) OF HOUSING

C Zero Homes is favoured for the proposed style of housing with Cala Homes and Elford Homes also popular.

Lyalvale are least favoured with the styles of housing ranked as not acceptable

Proposed style(s) of housing

	Cala Homes	CT Planning	C Zero Homes	Elford Homes	Lyalvale
1	48	24	56	45	19
2	78	72	69	82	61
3	43	66	41	37	79
Base	169	162	166	164	159



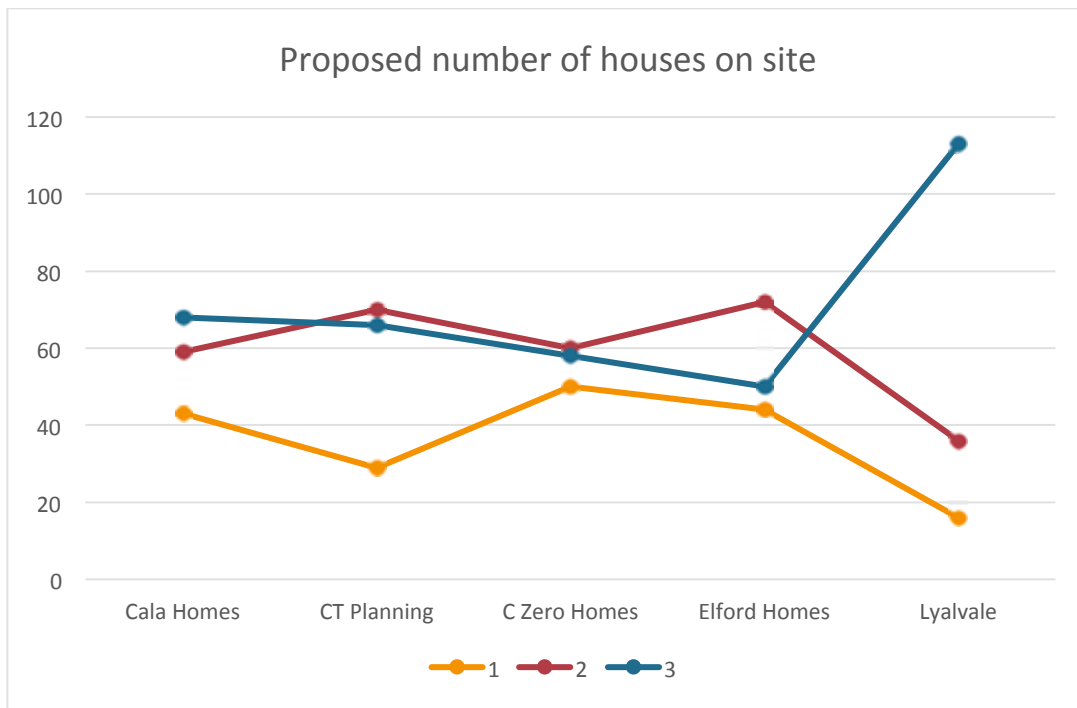
4 PROPOSED NUMBER OF HOUSES ON SITE

There is little difference between four of the proposals although C Zero Homes is slightly more in favour, followed by Elford Homes, then Cala Homes and CT Planning.

Lyalvale is least favoured.

Proposed number of houses on site

	Cala Homes	CT Planning	C Zero Homes	Elford Homes	Lyalvale
1	43	29	50	44	16
2	59	70	60	72	36
3	68	66	58	50	113
Base	170	165	168	166	165

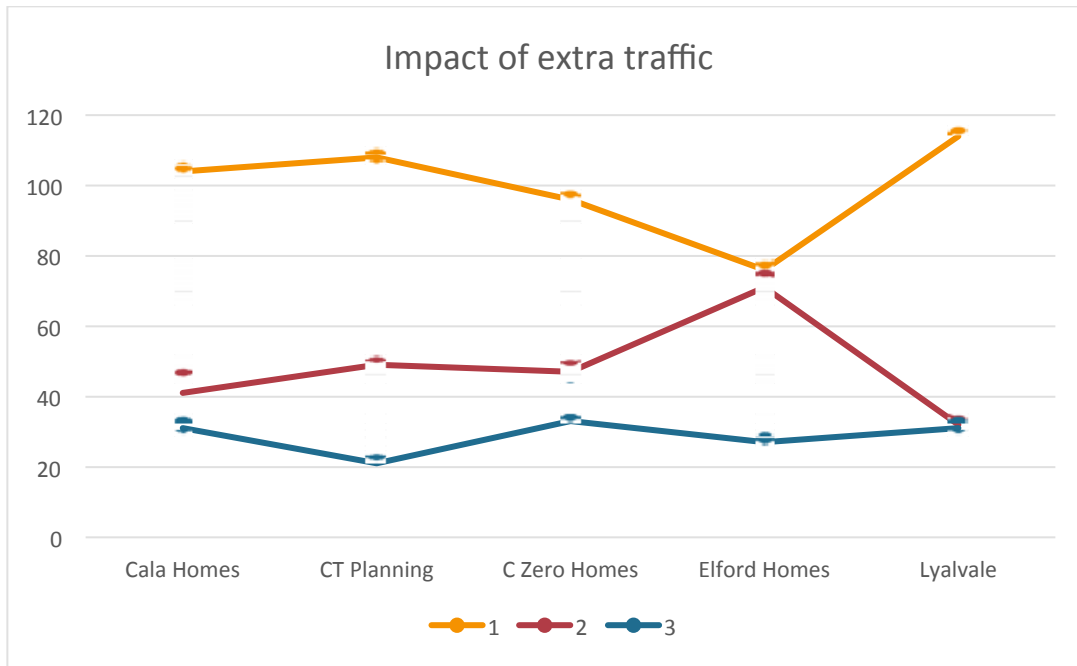


5 IMPACT OF EXTRA TRAFFIC

A lot of respondents marked 1 for all developments citing traffic congestion and concerns with common lane and back lane.

Impact of extra traffic

	Cala Homes	CT Planning	C Zero Homes	Elford Homes	Lyalvale
Base	176	178	176	174	177
1	104	108	96	76	114
2	41	49	47	71	32
3	31	21	33	27	31



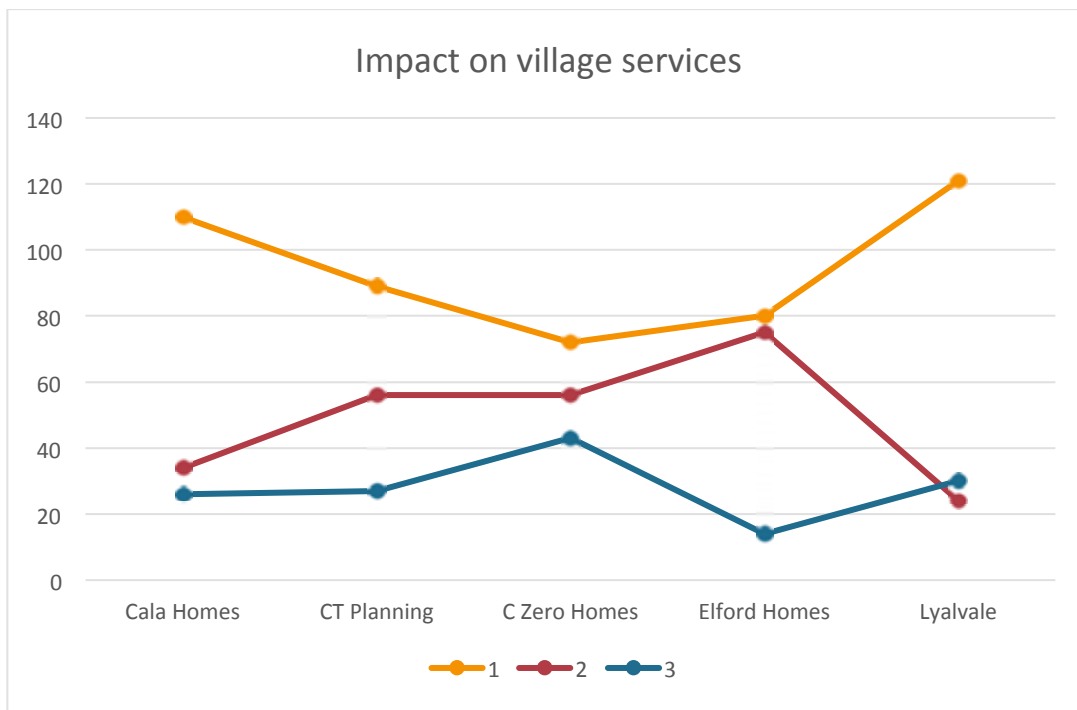
6 IMPACT ON VILLAGE SERVICES

Lyalvale and Cala Homes are ranked as having the most impact on village services.

Elford Homes would have minimal impact.

Impact on village services

	Cala Homes	CT Planning	C Zero Homes	Elford Homes	Lyalvale
1	110	89	72	80	121
2	34	56	56	75	24
3	26	27	43	14	30
Base	170	172	171	169	175



7 RANK SITES BY PREFERENCE

1 is the preferred site and 5 least preferred.

Some site are evenly spread due to different aspects being of importance to different respondents. On the whole Cala Home was ranked highest (2.7) with Elford Homes second at 2.9.

Lyalvale was least preferred at 3.8.

Literal comments highlight reasons for choice.

	Cala Homes	CT Planning	C Zero Homes	Elford Homes	Lyalvale
1	54	18	36	32	32
2	34	35	32	48	6
3	22	35	30	36	25
4	28	46	33	25	16
5	35	39	43	31	97
Base	173	173	174	172	176

Mean Value 2.7 3.3 3.1 2.9 3.8

By Lisa Mason

3rd June 2015